





# Part – Part WHOLE BOXES

1. Count out number of objects to match your “focus number.” These can be counters, cubes, pennies, etc.
2. Lay them in the top (whole) section of your work mat.
3. To find different number bonds for that number, move all the counters to the 2 part-part sections in different combinations.
4. Record on the part-part-whole recording sheet.
5. PreK or KG students can record with pictures. 1<sup>st</sup> or 2<sup>nd</sup> grade students can record with numbers.
6. Can you determine if you made all of the combinations possible with your “focus number?”



Number Bonds of 7		
7 1 6	7 6 1	7 2 5
7 5 2	7 3 4	7 4 3
7 7 0	7 0 7	

Number Bonds of 7		
7 • ••	7 : ••	7 : ••
7 •• •	7 •• :	7 •• •
7 •••	7 •••	



Number Bonds of \_\_\_\_\_

