















	Look at the picture!
	Get your mouth ready to start the word!
	S-T-R-E-T-C-H out the sounds slowly!
	Look for Chunks that <u>candy</u> <u>yesterday</u>
	Jump over the Word... Then come back and try again.
	Flip the Vowel! a-e-i-o-u Try the long sound then the short sound.
	Think of another word you already know. Think of " <u>are</u> " for <u>star</u> .
	Try It Again!
	Does it <u>look right</u> ? Does it <u>sound right</u> ? Does it <u>make sense</u> ?
	STOP and fix it.
C. Elkins, 2015 – OK Math and Reading Lady	

	Look at the picture!
	Get your mouth ready to start the word!
	S-T-R-E-T-C-H out the sounds slowly!
	Look for Chunks that <u>candy</u> <u>yesterday</u>
	Jump over the Word... Then come back and try again.
	Flip the Vowel! a-e-i-o-u Try the long sound then the short sound.
	Think of another word you already know. Think of " <u>are</u> " for <u>star</u> .
	Try It Again!
	Does it <u>look right</u> ? Does it <u>sound right</u> ? Does it <u>make sense</u> ?
	STOP and fix it.
C. Elkins, 2015 – OK Math and Reading Lady	