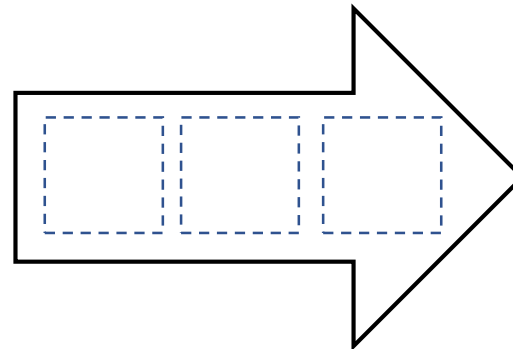
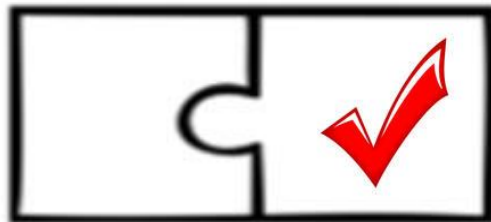
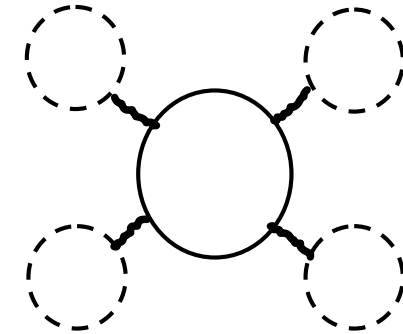
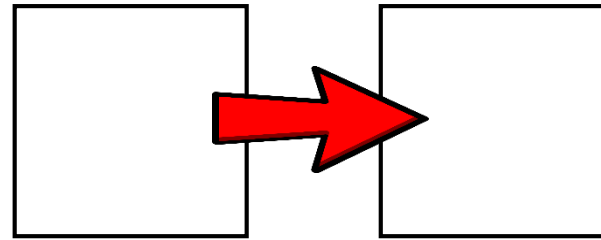
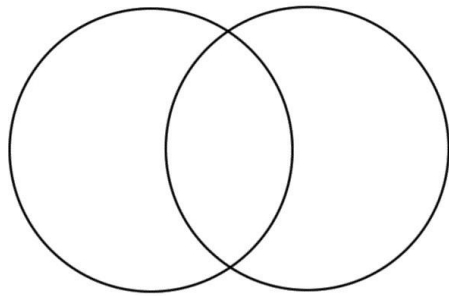


Connecting Text Structure to Main Idea and Summarizing





C. Elkins, OK Math & Reading Lady

Cindyelkins.edublogs.org

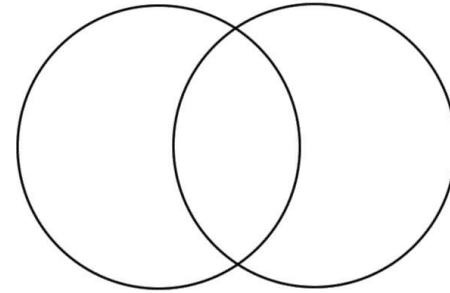
Stating the main idea of a non-fiction text is often difficult for children. They might be able to pick out the topic (usually giving 1-2 words) but not specifically how the main idea should be stated.

Help children become familiar with the 5 text structures:

- Introduce the selection by telling the text structure.
- Point out how the text structure is being used.
- Interweave questions about the text structure throughout the discussion.
- Use a graphic organizer to take notes. This helps the brain categorize and process the information.
- Use the knowledge of the text structure to frame the main idea and summarize the text. The attached posters are designed to help students accomplish this.

Compare & Contrast

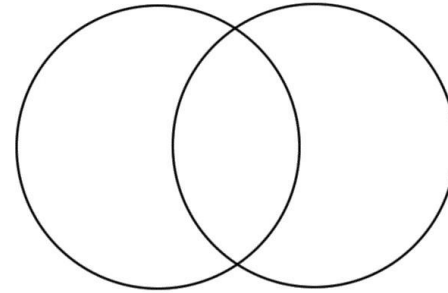
Main Idea



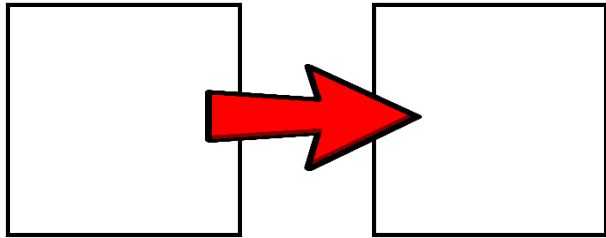
- This story is a comparison of _____ and _____.
- There are many ways _____ and _____ are alike (or different).
- This article describes ways that _____ and _____ are similar, yet different.

Compare & Contrast

Summarize



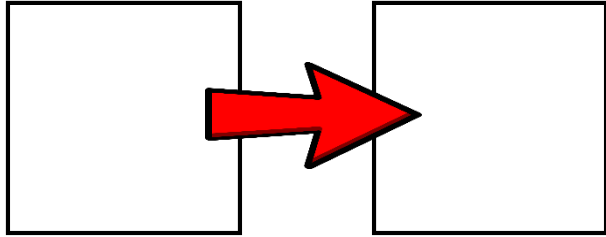
- _____ and _____ are alike because _____.
They are different because _____.
- While _____ and _____ are similar due to _____, there are many ways they are different such as _____.



Cause & Effect

Main Idea

- **There are many causes for _____.**
- **The main cause for _____ is _____.**
- **There are several reasons _____ decided to _____.**



Cause & Effect

Summarize


- There are many causes for _____ such as _____.
- When _____ happens, the result(s) is / are _____.
- As a result of _____, this / these happened: _____.



Problem - Solution

Main Idea

- There are several ways to solve the problem regarding _____.
- A solution to the problem of _____ is _____.
- _____'s problem was fixed by _____.



Problem - Solution

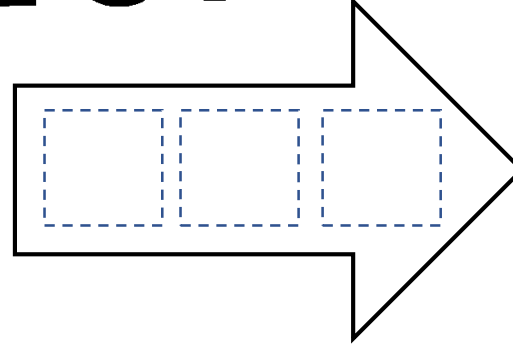
Summarize

- **In this article, the main problem was _____ . It was solved by _____ .**
- **There are many problems associated with _____ . Some suggested ways to fix them are _____ .**
- **There are several solutions to the problem of _____ . They include _____ .**



Sequence

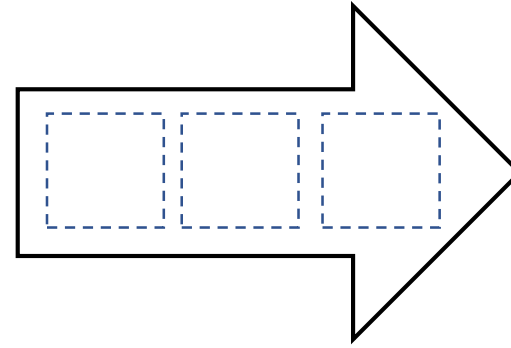
Main Idea



- This tells how to _____, step-by-step.
- This article describes the life cycle of a _____.
- Many things happened during _____'s life.
- This article is a timeline about _____.

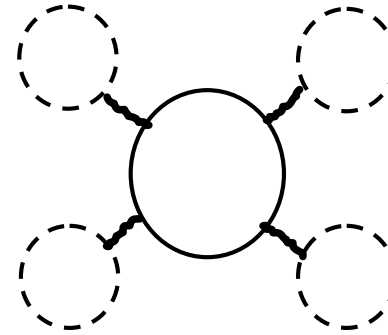
Sequence

Summarize



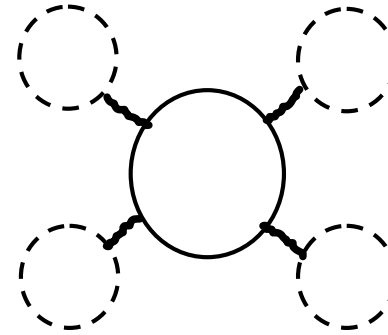
- To make _____, follow these steps:_____.
- The life cycle of a _____ includes these stages.
- There are several steps to _____. First, _____.
Next, _____. Then, _____. Finally, _____.
- There were several important events in _____'s life.
In (date), he/she _____. Then in (date), he/she _____.

Descriptive Main Idea



- This tells many important facts about _____.
- There are many interesting details about _____.
- This article gives a description of how a _____ looks / behaves / lives.

Descriptive Summarize



- There are many interesting facts about _____ such as _____.
- This article tells about the _____ of _____.
Some important details include _____.
- Visualizing these details (_____) help the reader learn more about _____.

- **For more information about text structures, connect to cindyelkins.edublogs.org. Look for the “categories” section and click on “Text Structure” and/or “Comprehension.”**
- **You have permission to utilize these posters in your classroom with your students. Other use requires direct permission from C. Elkins.**
- **Thanks to Dancing Crayon Designs @ www.dancingcrayon.com for the borders.**

